

S. MALAYSIA : BILANGAN TERNAKAN, 2018

P. Malaysia : Livestock Population, 2018

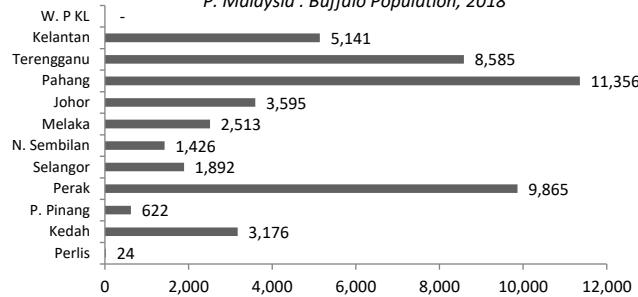
NEGERI <i>State</i>	KERBAU <i>Buffalo</i>	LEMBU PEDAGING <i>Beef Cattle</i>	LEMBU TENUSU <i>Dairy Cattle</i>	JUMLAH LEMBU <i>Total Cattle Population</i>	KAMBING <i>Goat</i>	BEBIRI <i>Sheep</i>	BABI <i>Swine</i>
Perlis	24	2,022	36	2,058	4,024	2,436	-
Kedah	3,176	44,135	2,624	46,759	42,633	7,533	2,112
P. Pinang	622	10,648	994	11,642	10,215	2,634	317,897
Perak	9,865	39,672	4,136	43,808	22,618	3,934	540,816
Selangor	1,892	26,505	5,958	32,463	20,170	5,277	271,180
N. Sembilan	1,426	24,714	2,642	27,356	27,502	12,703	910
Melaka	2,513	23,050	2,700	25,750	29,344	8,797	44,356
Johor	3,595	81,547	9,120	90,667	34,435	20,080	266,480
Pahang	11,356	122,415	3,669	126,084	30,500	18,831	4,282
Terengganu	8,585	87,775	17	87,792	27,165	7,752	-
Kelantan	5,141	94,145	470	94,615	40,661	32,228	89
W. P KL	-	119	-	119	94	-	-
JUMLAH <i>Total</i>							
2018	48,195	556,747	32,366	589,113	289,361	122,205	1,448,122
2017	54,632	587,695	32,826	620,521	318,032	126,161	1,412,737
% Tambah/(Susut) <i>% Increase/(Decrease)</i>	(11.8)	(5.3)	(1.4)	(5.1)	(9.0)	(3.1)	2.5

S. MALAYSIA : BILANGAN TERNAKAN, 2018

P. Malaysia : Livestock Population, 2018

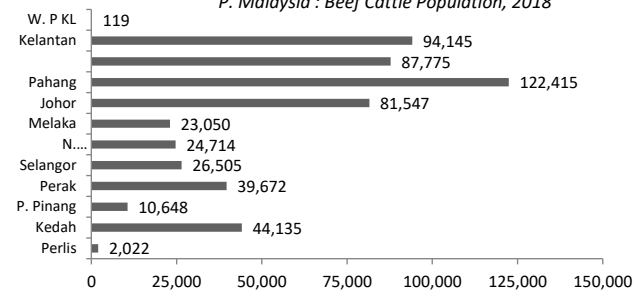
S. Malaysia : Populasi Ternakan Kerbau, 2018

P. Malaysia : Buffalo Population, 2018



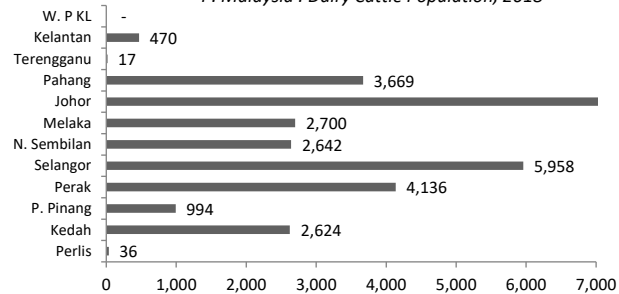
S. Malaysia : Populasi Ternakan Lembu Pedaging, 2018

P. Malaysia : Beef Cattle Population, 2018



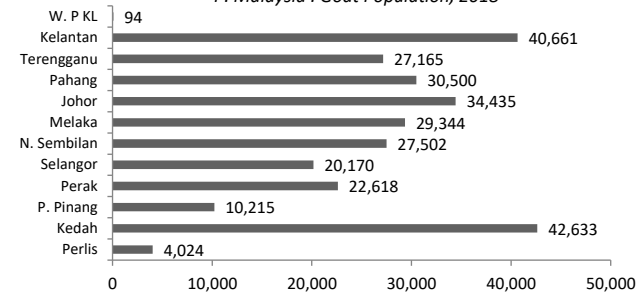
S. Malaysia : Populasi Ternakan Lembu Tenusu, 2018

P. Malaysia : Dairy Cattle Population, 2018



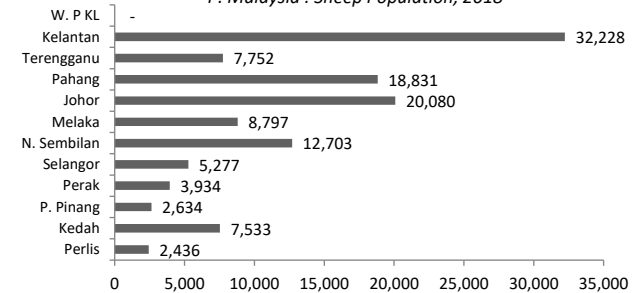
S. Malaysia : Populasi Ternakan Kambing, 2018

P. Malaysia : Goat Population, 2018



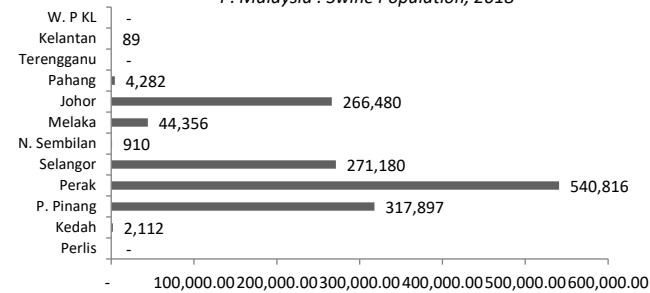
S. Malaysia : Populasi Ternakan Bebiri, 2018

P. Malaysia : Sheep Population, 2018



S. Malaysia : Populasi Ternakan Babi, 2018

P. Malaysia : Swine Population, 2018

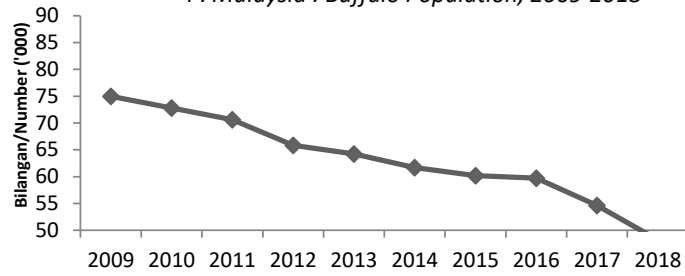


S. MALAYSIA : BILANGAN TERNAKAN, 2009-2018*P. Malaysia : Livestock Population, 2009-2018*

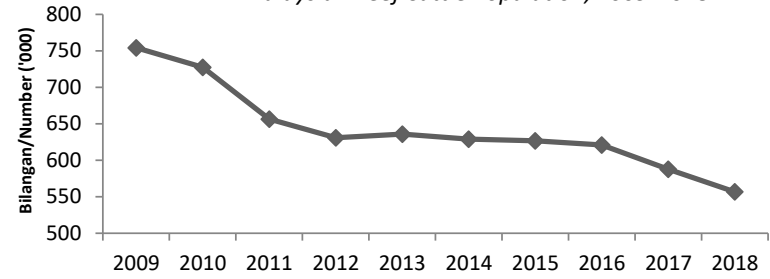
TAHUN <i>Year</i>	KERBAU <i>Buffalo</i>	LEMBU PEDAGING <i>Beef Cattle</i>	LEMBU TENUSU <i>Dairy Cattle</i>	JUMLAH TERNAKAN LEMBU <i>Total Cattle Population</i>	KAMBING <i>Goat</i>	BEBIRI <i>Sheep</i>	BABI <i>Swine</i>
2009	74,979	754,320	31,997	786,317	452,467	130,723	1,401,190
2010	72,799	727,410	34,386	761,796	432,085	118,300	1,462,814
2011	70,623	656,351	34,698	691,049	413,359	121,796	1,395,815
2012	65,858	630,976	32,587	663,563	394,905	127,671	1,437,354
2013	64,218	635,723	32,146	667,869	368,774	137,718	1,425,310
2014	61,687	629,203	33,615	662,818	363,768	138,127	1,425,371
2015	60,198	626,694	34,311	661,005	364,946	142,153	1,413,597
2016	59,740	621,074	33,528	654,602	350,370	134,057	1,370,763
2017	54,632	587,695	32,826	620,521	318,032	126,161	1,412,737
2018	48,195	556,747	32,366	589,113	289,361	122,205	1,448,122

S. MALAYSIA : BILANGAN TERNAKAN, 2009-2018
P. Malaysia : Livestock Population, 2009-2018

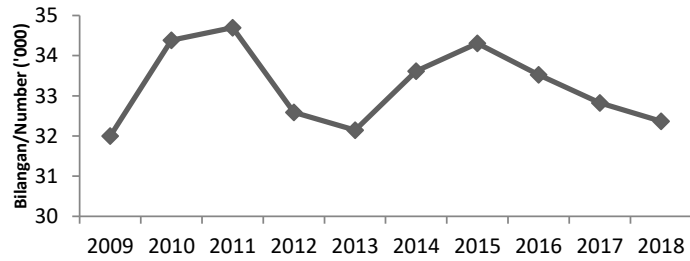
S. Malaysia : Bilangan Ternakan Kerbau, 2009-2018
P. Malaysia : Buffalo Population, 2009-2018



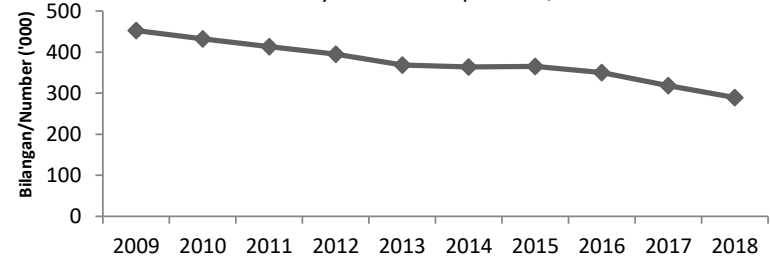
S. Malaysia : Bilangan Ternakan Lembu Pedaging, 2009-2018
P. Malaysia : Beef Cattle Population, 2009-2018



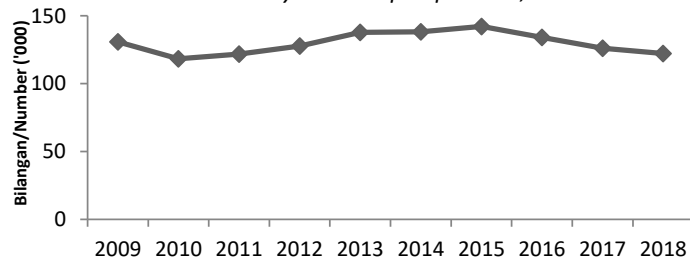
S. Malaysia : Bilangan Ternakan Lembu Tenusu 2009-2018
P. Malaysia : Dairy Cattle Population, 2009-2018



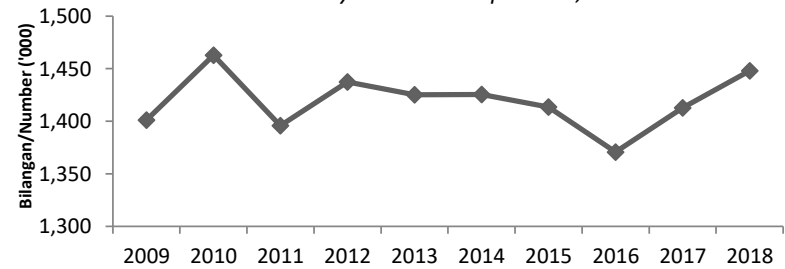
S. Malaysia : Bilangan Ternakan Kambing, 2009-2018
P. Malaysia : Goat Population, 2009-2018



S. Malaysia : Bilangan Ternakan Bebiri, 2009-2018
P. Malaysia : Sheep Population, 2009-2018



S. Malaysia : Bilangan Ternakan Babi, 2009-2018
P. Malaysia : Swine Population, 2009-2018



S. MALAYSIA : BILANGAN TERNAKAN MENGIKUT BAKA, 2009-2018

P. Malaysia : Livestock Population By Breed, 2009-2018

TAHUN <i>Year</i>	KERBAU <i>Buffalo</i>		JUMLAH <i>Total</i>	LEMBU PEDAGING <i>Beef Cattle</i>		JUMLAH <i>Total</i>	LEMBU TENUSU <i>Dairy Cattle</i>		JUMLAH <i>Total</i>
	SAWAH <i>Swamp</i>	MURRAH <i>Murrah</i>		* LEMBU KK <i>KK Cattle</i>	KACUKAN DAGING <i>Cross Bred Cattle</i>		** LEMBU LID <i>LID Cattle</i>	KACUKAN TENUSU <i>Cross Bred Dairy Cattle</i>	
2009	73,702	1,277	74,979	541,768	212,552	754,320	3,897	28,100	31,997
2010	70,948	1,851	72,799	471,788	255,622	727,410	1,759	32,627	34,386
2011	68,992	1,631	70,623	409,623	246,728	656,351	3,477	31,221	34,698
2012	64,452	1,406	65,858	402,347	228,629	630,976	4,198	28,389	32,587
2013	62,471	1,747	64,218	401,813	233,910	635,723	3,462	28,684	32,146
2014	59,973	1,714	61,687	394,122	235,081	629,203	3,521	30,094	33,615
2015	55,693	4,505	60,198	406,110	220,584	626,694	3,455	30,856	34,311
2016	55,153	4,587	59,740	418,964	202,110	621,074	3,527	30,001	33,528
2017	51,211	3,421	54,632	373,513	214,182	587,695	3,527	30,001	33,528
2018	46,624	1,571	48,195	331,327	219,447	550,774	558	31,723	32,281

* Kacukan KK (Kedah-Kelantan) atau lebih daripada 50% baka pedaging

* KK (Kedah-Kelantan) crossbred with 50% or more exotic blood.

** Kacukan LID (Local Indian Dairy) atau lebih daripada 50% baka tenusu

** LID (Local Indian Dairy) crossbred with 50% or more exotic blood.

**S. MALAYSIA : BILANGAN TERNAKAN, PERATUS PERUBAHAN BILANGAN TERNAKAN BAGI TAHUN 2018
BERBANDING DENGAN TAHUN 2017 MENGIKUT NEGERI**

P. Malaysia : Livestock Population - Percentage Change Between 2018 and 2017 By State

NEGERI State	KERBAU Buffalo				LEMBU PEDAGING Beef Cattle				LEMBU TENUSU Dairy Cattle				KAMBING Goat				BEBIRI Sheep				BABI Swine			
	2017	2018	'18-'17	%	2017	2018	'18-'17	%	2017	2018	'18-'17	%	2017	2018	'18-'17	%	2017	2018	'18-'17	%	2017	2018	'18-'17	%
Perlis	224	24	-200	(89.3)	6,680	2,022	-4,658	(69.7)	33	36	3	9.1	3,178	4,024	846	26.6	1,653	2,436	783	47.4	-	-	-	-
Kedah	5,437	3,176	-2,261	(41.6)	53,534	44,135	-9,399	(17.6)	2,584	2,624	40	1.5	46,982	42,633	-4,349	(9.3)	11,428	7,533	-3,895	(34.1)	1,755	2,112	357	20.3
P. Pinang	574	622	48	8.4	10,648	10,648	-	-	994	994	0	0.0	10,215	10,215	0	0.0	2,757	2,634	-123	(4.5)	317,897	317,897	0	0.0
Perak	9,199	9,865	666	7.2	40,736	39,672	-1,064	(2.6)	4,013	4,136	123	3.1	26,741	22,618	-4,123	(15.4)	2,948	3,934	986	33.4	540,816	540,816	0	0.0
Selangor	2,812	1,892	-920	(32.7)	18,660	26,505	7,845	42.0	6,171	5,958	-213	(3.5)	19,997	20,170	173	0.9	3,090	5,277	2,187	70.8	267,317	271,180	3,863	1.45
N. Sembilan	1,992	1,426	-566	(28.4)	36,443	24,714	-11,729	(32.2)	3,171	2,642	-529	(16.7)	32,488	27,502	-4,986	(15.3)	16,128	12,703	-3,425	(21.2)	349	910	561	160.7
Melaka	4,404	2,513	-1,891	(42.9)	26,465	23,050	-3,415	(12.9)	2,256	2,700	444	19.7	35,804	29,344	-6,460	(18.0)	6,906	8,797	1,891	27.4	47,250	44,356	-2,894	(6.1)
Johor	3,710	3,595	-115	(3.1)	92,939	81,547	-11,392	(12.3)	9,028	9,120	92	1.0	40,462	34,435	-6,027	(14.9)	21,756	20,080	-1,676	(7.7)	232,391	266,480	34,089	14.7
Pahang	11,680	11,356	-324	(2.8)	119,300	122,415	3,115	2.6	3,999	3,669	-330	(8.3)	31,621	30,500	-1,121	(3.5)	18,605	18,831	226	1.2	4,282	4,282	-	-
Terengganu	8,972	8,585	-387	(4.3)	84,403	87,775	3,372	4.0	24	17	-7	(29.2)	28,401	27,165	-1,236	(4.4)	6,860	7,752	892	13.0	-	-	-	-
Kelantan	5,628	5,141	-487	(8.7)	97,734	94,145	-3,589	(3.67)	503	470	-33	(6.6)	42,037	40,661	-1,376	(3.3)	34,030	32,228	-1,802	(5.3)	680	89	-591	(86.9)
W. P KL	-	-	-	-	153	119	-34	(22.22)	50	0	-50	(100.0)	106	94	-12	(11.3)	-	-	-	-	-	-	-	-
JUMLAH Total	54,632	48,195	-6,437	-11.8%	587,695	556,747	-30,948	-5.3%	32,826	32,366	-460	-1.4%	318,032	289,361	-28,671	-9.0%	126,161	122,205	-3,956	-3.1%	1,412,737	1,448,122	35,385	2.5%

S. MALAYSIA : BILANGAN TERNAKAN LEMBU PEDAGING MENGIKUT JANTINA DAN KUMPULAN UMUR, 2018

P. Malaysia : Beef Cattle Population By Sex and Age Group, 2018

NEGERI State	LEMBU KK KK Cattle						JUMLAH Total	LEMBU KACUKAN DAGING * Cross Bred Cattle						JUMLAH Total	JUMLAH LEMBU PEDAGING Total Beef Cattle Population		
	JANTAN Male			BETINA Female				JANTAN Male			BETINA Female				JANTAN Male	BETINA Female	JUMLAH Total
	< 1 thn	1 - 3 thn	> 3 thn	< 1 thn	1 - 3 thn	> 3 thn		< 1 thn	1 - 3 thn	> 3 thn	< 1 thn	1 - 3 thn	> 3 thn		< 1 thn	1 - 3 thn	> 3 thn
Perlis	69	215	218	136	327	368	1,333	68	44	77	52	52	396	689	691	1,331	2,022
Kedah	3,677	4,864	5,253	5,054	7,548	11,481	37,877	557	1,408	479	687	628	2,499	6,258	16,238	27,897	44,135
P. Pinang **	239	619	51	589	1,411	672	3,581	445	1,232	634	611	1,560	2,342	1,094	3,220	7,185	10,648
Perak	359	323	319	288	299	411	1,999	4,058	6,873	2,344	4,532	8,952	10,914	37,673	14,276	25,396	39,672
Selangor							-	2,315		11,233	2,384		10,573	26,505	13,548	12,957	26,505
N. Sembilan	1,199	1,139	1,069	2,241	2,363	2,330	10,341	1,596	1,643	1,038	2,329	3,387	4,380	14,373	7,684	17,030	24,714
Melaka							-	2,738	3,126	2,543	3,108	4,773	6,762	23,050	8,407	14,643	23,050
Johor	1,290	2,905	1,346	2,224	11,128	5,894	24,787	3,085	7,048	3,037	4,518	15,171	23,901	56,760	18,711	62,836	81,547
Pahang	9,910	10,409	6,435	13,090	20,097	32,560	92,501	2,286	2,528	1,161	3,906	7,861	12,172	29,914	32,729	89,686	122,415
Terengganu	8,185	7,497	6,185	10,033	14,175	28,627	74,703	2,275	2,129	1,239	1,593	2,139	3,697	13,072	27,510	60,265	87,775
Kelantan	11,388	13,884	11,862	12,427	16,330	18,274	84,165	1,291	1,975	1,474	1,243	2,123	1,874	9,980	41,874	52,271	94,145
W. P. KL **							40							79	0	0	119
JUMLAH Total	36,316	41,855	32,738	46,082	73,678	100,617	331,327	20,714	28,006	25,259	24,963	46,646	79,510	219,447	184,888	371,497	556,747

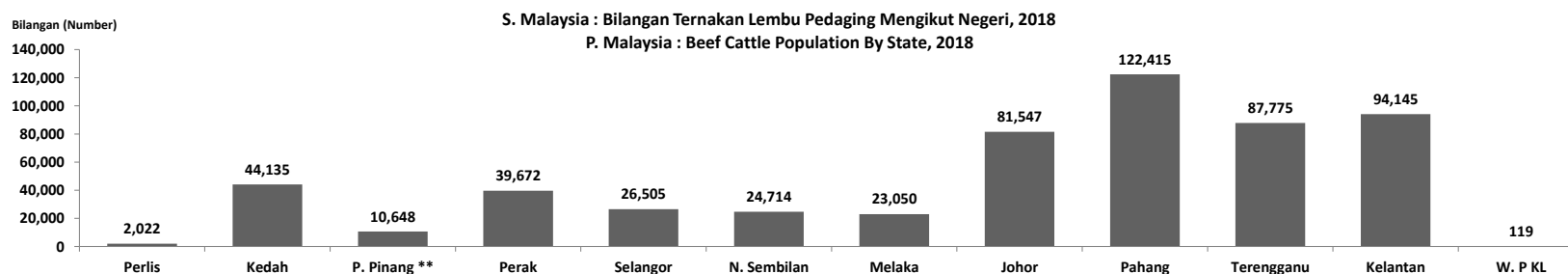
** Tidak dinyatakan pecahan kumpulan umur ternakan

< : kurang daripada (less than)

> : lebih daripada (greater than)

* Kacukan KK (Kedah-Kelantan) atau lebih daripada 50% baka pedaging

* KK (Kedah-Kelantan) crossbred with 50% or more exotic blood.



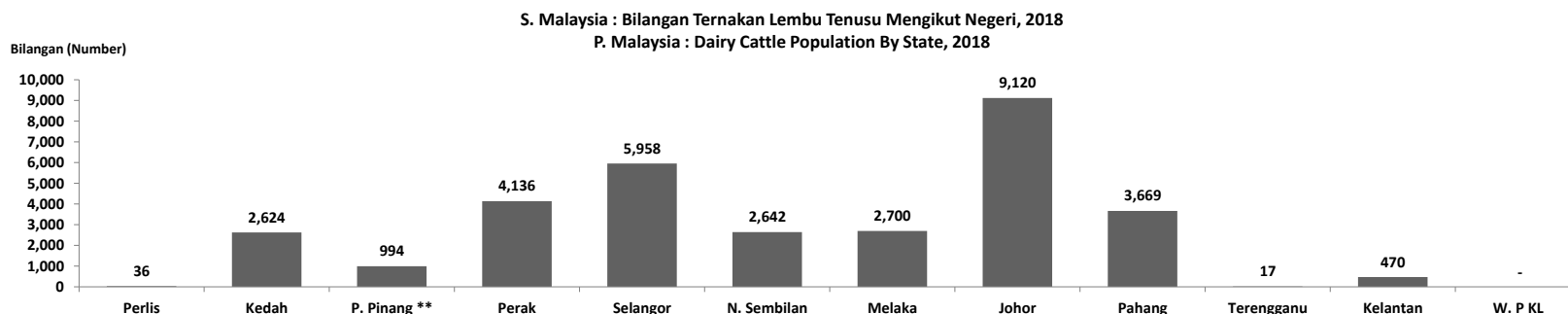
S. MALAYSIA : BILANGAN TERNAKAN LEMBU TENUSU MENGIKUT JANTINA DAN KUMPULAN UMUR, 2018

P. Malaysia : Dairy Cattle Population By Sex and Age Group, 2018

NEGERI State	LEMBU LID LID Cattle						JUMLAH Total	LEMBU KACUKAN TENUSU * Cross Bred Dairy Cattle						JUMLAH Total	JUMLAH LEMBU TENUSU Total Dairy Cattle Population		
	JANTAN Male			BETINA Female				JANTAN Male			BETINA Female				JANTAN Male	BETINA Female	JUMLAH Total
	< 1 thn	1 - 3 thn	> 3 thn	< 1 thn	1 - 3 thn	> 3 thn		< 1 thn	1 - 3 thn	> 3 thn	< 1 thn	1 - 3 thn	> 3 thn		< 1 thn	1 - 3 thn	> 3 thn
Perlis							-	4	4	3	5	3	17	36	11	25	36
Kedah	2	3	2	2	2	1	12	313	218	144	456	462	1,019	2,612	682	1,942	2,624
P. Pinang **							-	71	66	62	108	268	318	909			994
Perak	41	33	46	51	61	119	351	365	349	167	624	1,077	1,203	3,785	1,001	3,135	4,136
Selangor							-	694		703	1,080		3,481	5,958	1,397	4,561	5,958
N. Sembilan							-	228	237	102	327	692	1,056	2,642	567	2,075	2,642
Melaka							-	498		62	498		1,642	2,700	560	2,140	2,700
Johor							-	558	818	280	1,086	3,204	3,174	9,120	1,656	7,464	9,120
Pahang		3		3	2	5	13	359	294	72	297	668	1,966	3,656	728	2,941	3,669
Terengganu							-	2	2	2	2	4	5	17	6	11	17
Kelantan	15	10	20	21	48	68	182	12	11	24	22	104	115	288	92	378	470
W. P. KL **							-							-	-	-	-
JUMLAH Total	58	49	68	77	113	193	558	3,104	1,999	1,621	4,505	6,482	13,996	31,723	6,700	24,672	32,366

** Tidak dinyatakan pecahan kumpulan umur ternakan
< : kurang daripada (less than)
> : lebih daripada (greater than)

* Kacukan LID (Local Indian Dairy) atau lebih daripada 50% baka tenusu
* LID (Local Indian Dairy) crossbred with 50% or more exotic blood.



S. MALAYSIA : BILANGAN TERNAKAN KAMBING MENGIKUT JANTINA DAN KUMPULAN UMUR, 2018

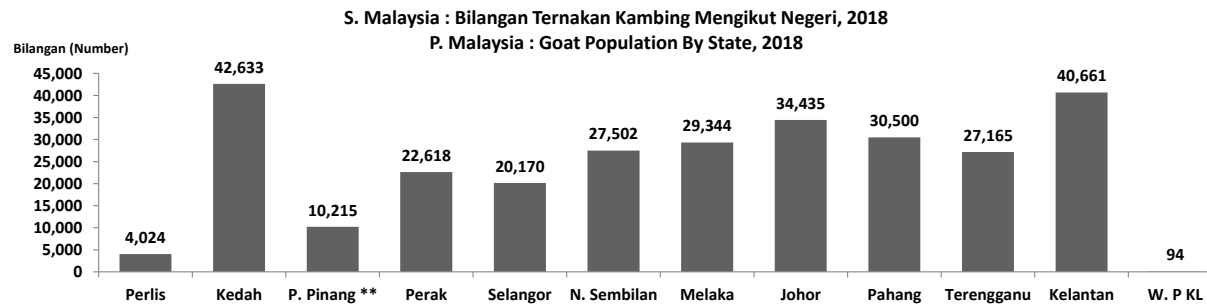
P. Malaysia : Goat Population By Sex and Age Group, 2018

NEGERI State	JANTAN Male		JUMLAH Total	BETINA Female		JUMLAH Total	JUMLAH TERNAKAN KAMBING Total Goat Population		
	<	>		<	>		<	>	JUMLAH Total
	6 BULAN 6 mths	6 BULAN 6 mths		6 BULAN 6 mths	6 BULAN 6 mths		6 BULAN 6 mths	6 BULAN 6 mths	
Perlis	349	872	1,221	613	2,190	2,803	962	3,062	4,024
Kedah	6,878	9,315	16,193	9,708	16,732	26,440	16,586	26,047	42,633
P. Pinang **	1,068	1,588	251	1,425	3,473	9,964	2,493	5,061	10,215
Perak	3,492	4,278	7,770	4,272	10,576	14,848	7,764	14,854	22,618
Selangor	2,164	5,316	7,480	2,286	10,404	12,690	4,450	15,720	20,170
N. Sembilan	4,955	5,325	10,280	6,956	10,266	17,222	11,911	15,591	27,502
Melaka	5,070	3,966	9,036	7,949	12,359	20,308	13,019	16,325	29,344
Johor	3,544	4,830	8,374	4,768	21,293	26,061	8,312	26,123	34,435
Pahang	5,106	4,999	10,105	7,721	12,674	20,395	12,827	17,673	30,500
Terengganu	3,798	4,806	8,603	6,065	12,497	18,562	9,863	17,303	27,165
Kelantan	7,267	10,472	17,739	10,045	12,877	22,922	17,312	23,349	40,661
W. P. KL**			75			19	-	-	94
JUMLAH Total	43,691	55,767	97,127	61,808	125,341	192,234	105,499	181,108	289,361

** Tidak dinyatakan pecahan kumpulan umur ternakan

< : kurang daripada (less than)

> : lebih daripada (greater than)



S. MALAYSIA : BILANGAN TERNAKAN BEBIRI MENGIKUT JANTINA DAN KUMPULAN UMUR, 2018

P. Malaysia : Sheep Population By Sex and Age Group, 2018

NEGERI <i>State</i>	JANTAN <i>Male</i>		JUMLAH <i>Total</i>	BETINA <i>Female</i>		JUMLAH <i>Total</i>	JUMLAH TERNAKAN BEBIRI <i>Total Goat Population</i>		
	<	>		<	>		<	>	JUMLAH <i>Total</i>
	6 BULAN <i>6 mths</i>	6 BULAN <i>6 mths</i>		6 BULAN <i>6 mths</i>	6 BULAN <i>6 mths</i>		6 BULAN <i>6 mths</i>	6 BULAN <i>6 mths</i>	
Perlis	275	348	623	381	1,432	1,813	656	1,780	2,436
Kedah	1,286	1,490	2,776	1,816	2,941	4,757	3,102	4,431	7,533
P. Pinang **	363	479	532	471	1,321	2,225	834	1,800	2,634
Perak	581	860	1,441	795	1,698	2,493	1,376	2,558	3,934
Selangor	568	947	1,515	661	3,101	3,762	1,229	4,048	5,277
N. Sembilan	1,696	1,756	3,452	3,131	6,120	9,251	4,827	7,876	12,703
Melaka	1,476	1,295	2,771	2,140	3,886	6,026	3,616	5,181	8,797
Johor	1,888	3,611	5,499	2,552	12,029	14,581	4,440	15,640	20,080
Pahang	2,472	4,528	7,000	3,390	8,441	11,831	5,862	12,969	18,831
Terengganu	1,967	1,181	3,148	1,217	3,387	4,604	3,184	4,568	7,752
Kelantan	6,208	7,434	13,642	7,981	10,605	18,586	14,189	18,039	32,228
W. P KL**	-	-	-	-	-	-	-	-	-
JUMLAH <i>Total</i>	18,780	23,929	42,399	24,535	54,961	79,496	43,315	78,890	122,205

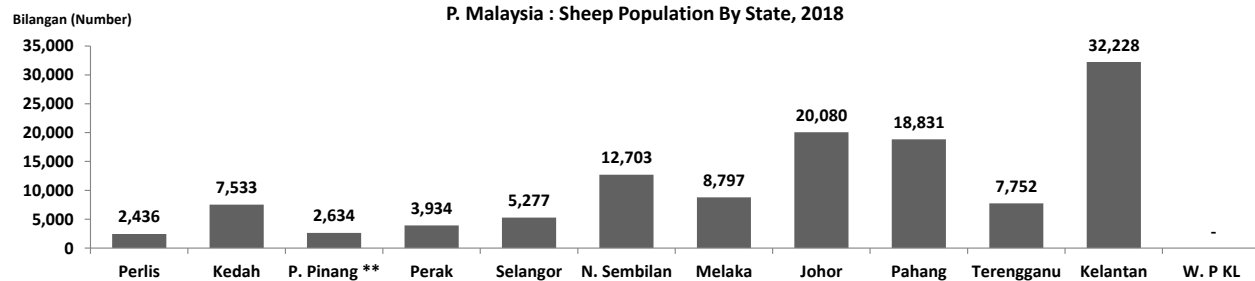
** Tidak dinyatakan pecahan kumpulan umur ternakan

< : kurang daripada (less than)

> : lebih daripada (greater than)

S. Malaysia : Bilangan Ternakan Bebiri Mengikut Negeri, 2018

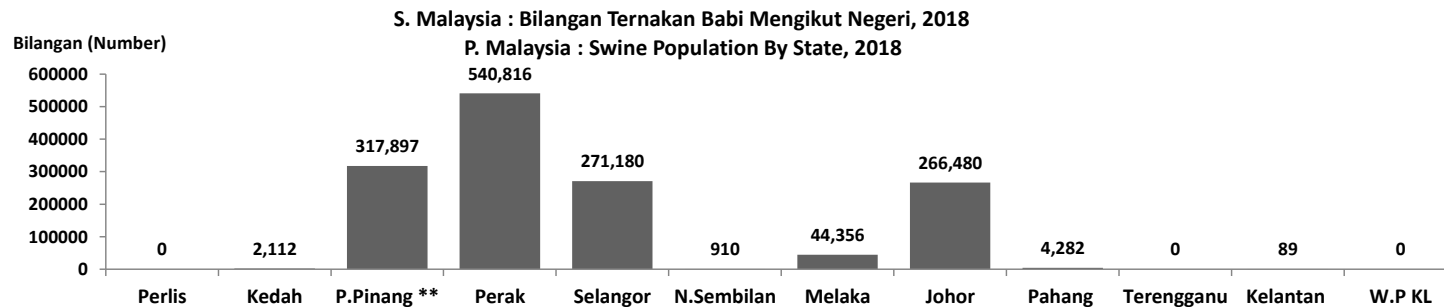
P. Malaysia : Sheep Population By State, 2018



S. MALAYSIA : BILANGAN TERNAKAN BABI 2018

P. Malaysia : Swine Population 2018

NEGERI <i>State</i>	Baka <i>Boar</i>	Betina <i>Sow</i>	Lain-lain <i>Others</i>	JUMLAH <i>Total</i>
Perlis	-	-	-	-
Kedah	604	885	623	2,112
P.Pinang **	1,174	79,225	237,498	317,897
Perak	1,790	55,787	483,239	540,816
Selangor	271	25,491	245,418	271,180
N.Sembilan	8	40	862	910
Melaka	257	5,342	38,757	44,356
Johor	1,408	24,223	240,849	266,480
Pahang	6	521	3,755	4,282
Terengganu	-	-	-	-
Kelantan	47	42	-	89
W.P KL	-	-	-	-
JUMLAH <i>Total</i>	5,565	191,556	1,251,001	1,448,122



S. MALAYSIA : BILANGAN AYAM/ITIK/UNGGAS, 2018

P. Malaysia : Poultry Population, 2018

NEGERI State	A Y A M Chicken				JUMLAH Total	I T I K Duck				JUMLAH Total	ANGSA Goose	PUYUH Quail	MERPATI Pigeon	AYAM SELASIH Silkies	AYAM BELANDA Turkey	BURUNG UNTA Ostrich	AYAM MUTIARA Guinea Fowl	** LAIN2 Others
	DAGING Broiler	TELUR Layer	PEMBAIAK Breeder	KAMPUNG Local Fowl		DAGING Broiler	TELUR Layer	PEMBAIAK Breeder	KAMPUNG Local Duck									
	Perlis	609,500	-	-		4,470	613,970	280	2,470									
Kedah	10,958,900	3,334,500	1,977,000	3,657,600	19,928,000	190,000	311,300	13,000	8,923	523,223	2,964	80,000	5,390	794	4,101	26	332	166
P.Pinang	5,997,700	2,170,700	436,000	3,061,100	11,665,500	474,000	68,000	328,000	15,337	885,337	-	203,000	15	-	3,733	2	-	22
Perak	25,341,211	8,261,500	1,290,189	2,214,400	37,107,300	5,275,100	1,417,000	145,000	-	6,837,100	-	35,000	-	5	289	40	-	40
Selangor	11,774,820	5,121,240	3,357,500	275,480	20,529,040	907	1,815	-	-	2,722	-	60,040	-	-	1,242	200	-	200
N.Sembilan	12,301,850	4,508,280	2,456,992	21,700	19,288,822	-	15,000	-	263	15,263	-	352,000	62	50	878	139	160	15
Melaka	9,266,411	15,984,822	1,328,700	19,650	26,599,583	73,500	950	-	3,395	77,845	-	297,000	2,200	-	900	16	20	-
Johor	44,540,460	15,698,000	3,915,670	703,000	64,857,130	940,863	10,000	110,000	8,312	1,069,175	-	1,434,400	-	-	2,272	254	110	6
Pahang	9,805,526	934,840	300,000	134,137	11,174,503	833	18,097	-	-	18,930	158	74,030	45	-	207	4	10	-
Terengganu	2,662,900	650	1,550.00	49,887	2,714,987	4,590	16,825	-	3,069	24,484	1,361	100,550	1,230	-	-	-	124	25
Kelantan	5,430,600	-	100,000	370,831	5,901,431	11,127	30,830	-	-	41,957	-	176,500	-	-	-	15	-	-
W.P KL	-	-	-	-	-	-	-	-	-	0	6	-	-	-	-	1	-	-
JUMLAH Total	138,689,878	56,014,532	15,163,601	10,512,255	220,380,266	6,971,200	1,892,287	596,000	39,299	9,498,786	4,489	2,822,070	8,942	849	13,622	703	756	491

* Sumber : Jabatan Perkhidmatan Veterinar Negeri

** Lain-lain : Pelbagai jenis unggas seperti ayam katek/ayam serama (*bantam fowl*), burung kuang (*pheasant*) atau burung merak (*peacock*)

S. MALAYSIA : BILANGAN ANEKA TERNAKAN, 2018
P. Malaysia : Population of Other Domesticated Animals, 2018

NEGERI <i>State</i>	KUDA <i>Horse</i>			RUSA <i>Deer</i>			ARNAB <i>Rabbit</i>	KATAK <i>Frog</i>	LAIN-LAIN <i>Others</i> **
	JANTAN <i>Male</i>	BETINA <i>Female</i>	JUMLAH <i>Total</i>	JANTAN <i>Male</i>	BETINA <i>Female</i>	JUMLAH <i>Total</i>			
Perlis	30	33	63	114	231	345	30	-	
Kedah	123	86	209	310	739	1,049	2,616	-	
P. Pinang	253	29	282	53	61	114	53	70,000	
Perak	359	188	547	884	2,070	2,954	850	75,600	
Selangor	98	166	264	115	301	416	2,876	-	
N. Sembilan	33	43	76	326	800	1,126	1,630	-	
Melaka	45	76	121	113	255	368	205	70,000	
Johor	103	167	270	534	1,093	1,627	3,683	10,000	
Pahang	82	208	290	1,182	1,835	3,017	2,958	-	
Terengganu	181	152	333	214	465	679	1,667	-	
Kelantan			248 *		1,278	1,278 *	533	-	
W. P KL			1,359 *		13	13	79		
JUMLAH <i>Total</i>			4,062			12,986	17,180	225,600	

* : Jantina tidak dinyatakan (*sex not specified*)

** : Pelbagai jenis anika haiwan seperti labi-labi (*soft-shelled river turtle*), beruk (*pig-tailed monkey*), keldai (*donkey*), kancil (*mouse-deer*) dan lain-lain.